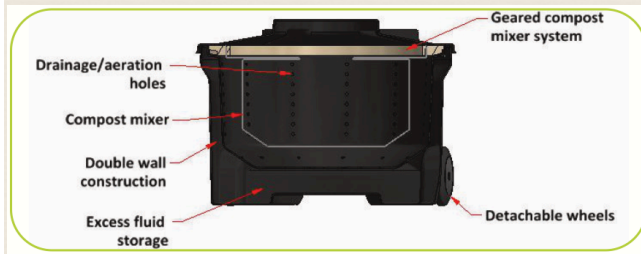


## Split System Toilets

Installed where at least 450mm of height can be made available between the bathroom floor level and ground.

Split Systems are the largest types of batch or continuous composting toilets. The compost treatment tank/chamber below the bathroom floor is separated from the toilet pedestal by a waste chute.



## Do they smell?

There is absolutely no odour in a bathroom containing a CM LP waterless composting toilet. There is actually less odour than you encounter with a normal flushing toilet. The reason for this is that the CM LP uses a low-wattage ventilation system to draw toilet odours down the pedestal, through the composting chambers, and out an external vent pipe above your dwelling, leaving your toilet room completely odourless - no need for deodorizers!



Pedestal	Options	Description
<b>Pandora</b>	  Timber seat White seat	A solid fibreglass pedestal with a traditional hourglass design.
<b>Palisade</b>	 Standard Palisade	A solid fibreglass pedestal with a modern design - elegant curves and straight back.
<b>Pasadero UD</b>	 Standard Pasadero	Top of the line urine diverting pedestals with an identical design to the Palisade.
<b>Polymarble</b>	   White Seat Timber Seat Timber Seat	It has a polished interior and exterior giving a porcelain like finish.

### For further information:

Call 1800 707076

Email [info@enviropro.com.au](mailto:info@enviropro.com.au)

Or visit [www.enviropro.com.au](http://www.enviropro.com.au)



**All New**

# CM LP

## Split System Composting Toilet



The **CM LP** is a low profile unit. With 2 chambers it caters for 1-2 persons full time.

The **CM LP** is ideal for Tiny houses, weekenders and intermittent use. This unit requires at least 450mm underfloor clearance.

The **CM LP** is approved and meets Australian Standards 1546.2. The unit when purchased comes with everything required for installation including pedestal and seat.

We do not include the length of vent pipe as we do not know the length required and it is normally cheaper purchased locally.

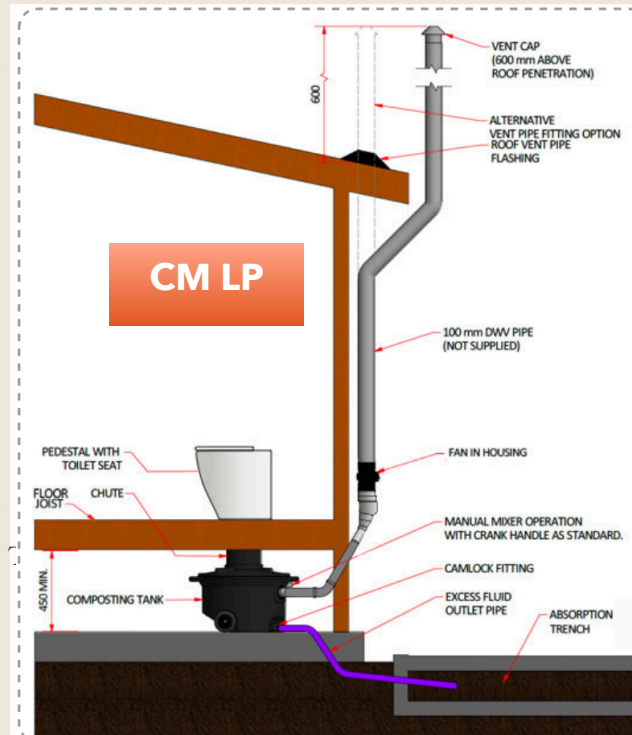
The materials for the small absorption trench can be readily purchased locally. The details of this trench can be found on the opposite page.

Additional chambers can be purchased to enable the capacity to be extended for additional people.



## Advantages of the CM LP:

- No Odours
- No water tanks
- No pumps or valves
- No chemicals
- Small underfloor space requirements - the minimum height required to install the chamber beneath the bathroom floor is 450 mm
- Simplicity
- Minimum maintenance
- Capacity to purchase an additional chamber

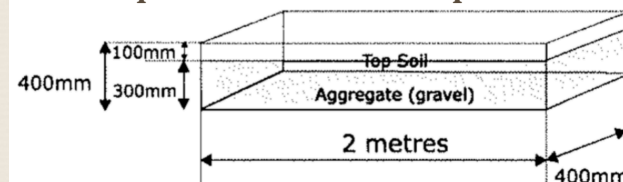


### What will you get?

CM LP standard package includes:

- 2 x composting chambers with composter mixers
- Premium porcelain pedestal with soft close seat
- Waste connecting chute (up to 550 mm in length as standard but can be shortened if required).
- Ventilation system including a 12 volt 2 watt fan and transformer\*
- 2 x Nature Quick Microbe starter bags
- 1 x 125ml Nature Flush Enzymes & spray bottle
- 2 x Bags of bulking agent
- Easy to follow DIY Installation and Maintenance manual

### The requirements for the Absorption Trench



## CM LP Unique Features

### Waterless Composting Toilet

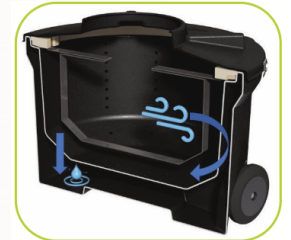


#### 1. Detachable Wheels



#### 2. Twin wall chamber construction

This minimises temperature fluctuations



#### 3. Compost Mixer

This accelerates the composting process and increases useable space. It prevents coning effect and provides a uniform pile.

