

Split System Toilets

Installed where >750mm of height can be made available between the bathroom floor level and ground.

Split Systems are the largest types of batch or continuous composting toilets. The compost treatment tank/chamber below the bathroom floor is separated from the toilet pedestal by a waste chute.



Do they smell?

There is absolutely no odour in a bathroom containing a CM LP waterless composting toilet. There is actually less odour than you encounter with a normal flushing toilet. The reason for this is that all CM systems use low-wattage ventilation systems to draw toilet odours down the pedestal, through the composting chambers, and out an external vent pipe above your dwelling, leaving your toilet room completely odourless - no need for deodorizers!



Pedestal	Options	Description
Pandora	  Timber seat White seat	A solid fibreglass pedestal with a traditional hourglass design.
Palisade	 Standard Palisade	A solid fibreglass pedestal with a modern design - elegant curves and straight back.
Pasadero UD	 Standard Pasadero	Top of the line urine diverting pedestals with an identical design to the Palisade.
Polymarble	   White Seat Timber Seat Timber Seat	It has a polished interior and exterior giving a porcelain like finish.

For further information:

Call 1800 707076

Email info@enviropro.com.au

Or visit www.enviropro.com.au



CM HP Split System Composting Toilet



The **CM HP** is suitable for 3-4 people full time with 2 chambers: 4-6 people with 3 chambers. It is ideal for full time residences.

This unit requires 750mm underfloor clearance.

The **CM HP** is approved and meets Australian Standards 1546.2. The unit when purchased comes with everything required for installation including pedestal and seat.

We do not include the length of vent pipe as we do not know the length required and it is normally cheaper purchased locally.

The materials for the small absorption trench can be readily purchased locally. The details of this trench can be found on the opposite page.

Additional chambers can be purchased to enable the capacity to be extended for additional people.

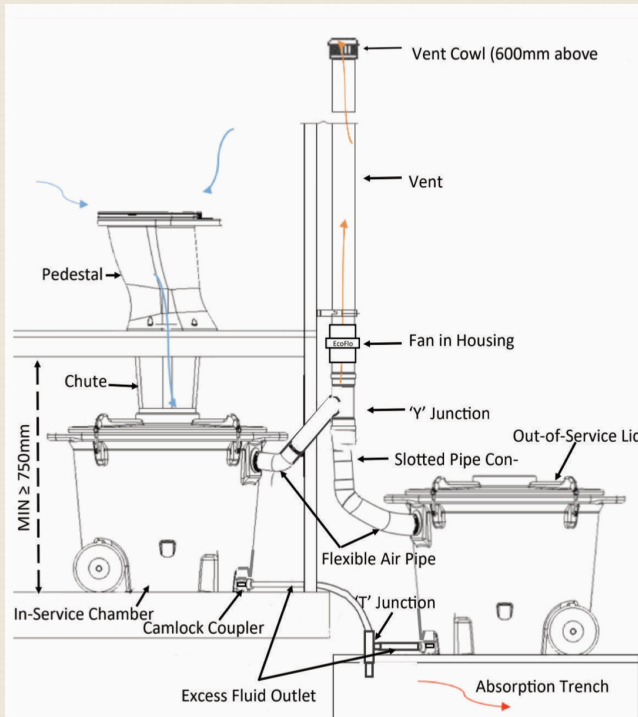
The CM HP has a mixer, which levels out the pile more evenly.

There is also available an optional heat pad which assists the compost process in cold climate areas.

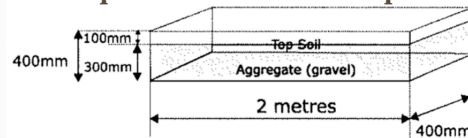


Advantages of the CM HP:

- Unlimited Capacity with the purchase of Additional chambers.
- The CM HP chambers have 2 wheels making it much easier to empty.
- The CM HP includes a compost mixer which accelerates the compost process.
- Simple to install.
- Minimal maintenance.
- Odourless & NO chemicals.
- 10 Year warranty



The requirements for the Absorption Trench.



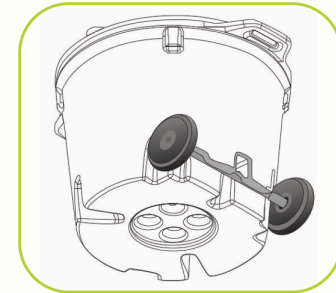
What will you get?

CM HP standard package includes:

- 2 x composting chambers with composter mixers
- Premium porcelain pedestal with soft close seat
- Waste connecting chute (up to 550 mm in length as standard but can be shortened if required).
- Ventilation system including a 12 volt 2 watt fan and transformer*
- 2 x Nature Quick Microbe starter bags
- 1 x 125ml Nature Flush Enzymes & spray bottle
- 2 x Bags of bulking agent
- Easy to follow DIY Installation and Maintenance manual

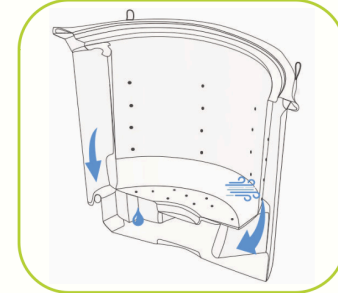
Unique Features

A. Detachable Wheels for ease of movement



B. Twin Wall Chamber Construction

Minimizes temperature fluctuations



C. Compost Mixer

accelerates the composting process & increases the useable space

